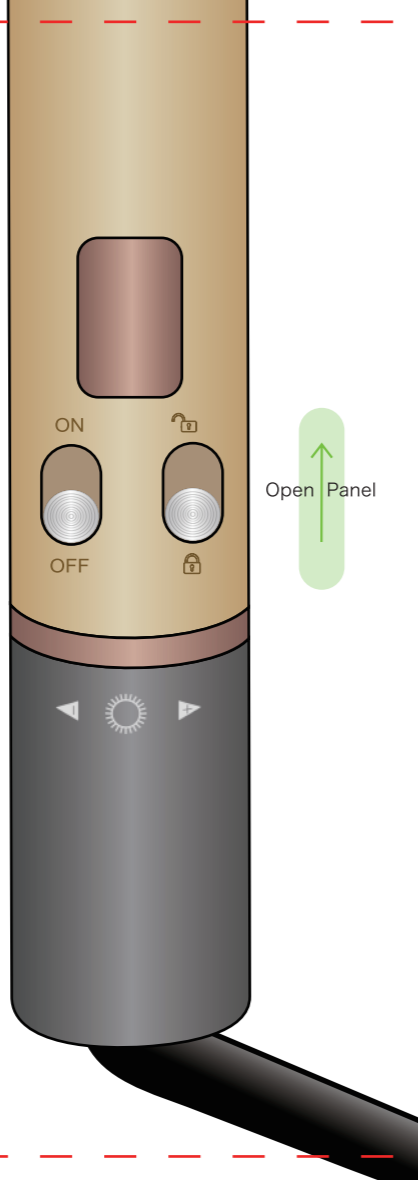


Hello!

Switch On

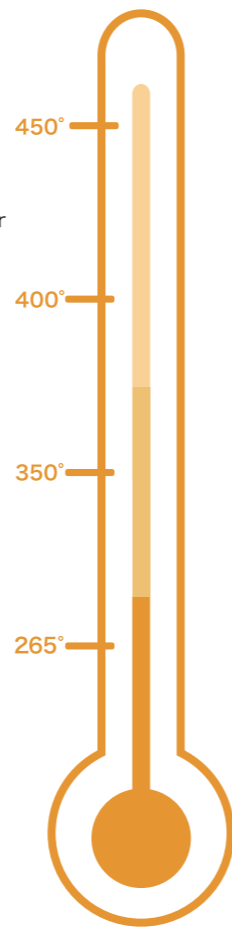


Open Panel

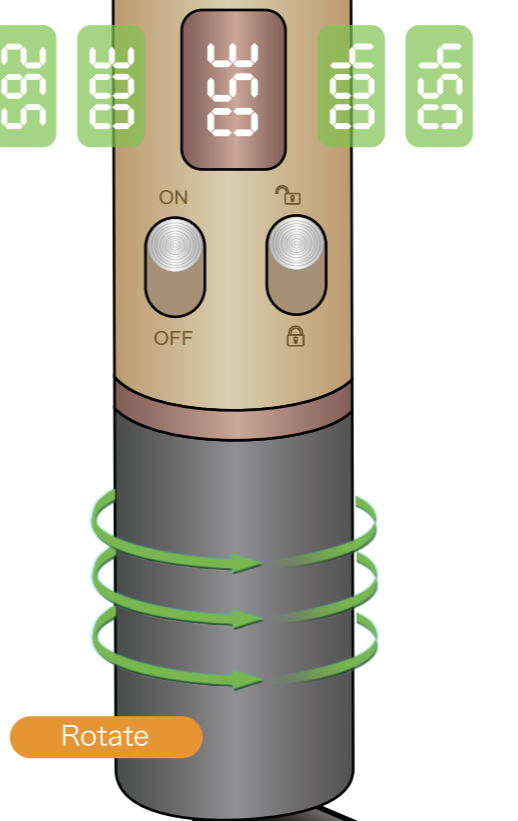
Thick and multi-textured hair
410°F-450°F

Average hair
360°F-400°F

Fine hair
265°F-350°F



265 300 350 400 450



Rotate

Q&A



How about the quality guarantee?

If you are not completely satisfied with your order, we will refund your purchase, no questions asked! Simply return your new, lightly used product in its original packaging with all accessories as described in the return process at Amazon.



How to activate a two-year free warranty and get hair accessories set?

Visit support at furidenhair.com or contact SUPPORT@FURIDEN.COM directly.



Safety instructions

When using electrical appliances, especially when children are present, basic safety precautions should always be followed, including the following:

WARNING: Do not use this iron near water!

DANGER-As with most electrical appliances, electrical ports are electrically live even when the switch is off.

- Always unplug iron immediately after use.
- Do not use iron while bathing.
- Do not place or store iron where it can fall or be pulled into a tub or sink.
- Do not place or drop iron in water, or any other liquids.
- If iron falls into water, unplug it immediately.

WARNING: Keep away from flammable and explosive items!

To reduce the risk of burn, electrocution, fire or injury to persons: Plug the iron into an electrical outlet of AC 120V/60Hz Iron should never be left unattended when plugged in. Close supervision is necessary when this appliance is used by, on or near children or individuals with certain disabilities.

- Use this appliance only for its intended use as described in this manual. Do not use attachments not recommended by the manufacturer.
- Never operate this appliance if it has a damaged cord or plug. If it is not working properly, or if it has been dropped, damaged, or immersed in water.
- Wait until the iron has cooled down before you store it.

Left side



1 Put FURIDEN flat iron behind the hair




2 Pull the hair back



3 Make the hair go around the bottom flat iron



4 Close the flat iron




5 Pull it down very slowly



6 Twist the finished curls

Right side



1 Put FURIDEN flat iron behind the hair




2 Pull the hair back and make the hair go around the bottom flat iron



3 Close and pull it down very slowly



4 Twist the finished curls



5 Repeat and get a glamorous curl



FURIDEN.COM

Check out [furidenhair.com/pages/how-to](https://www.furidenhair.com/pages/how-to) for tips and tricks on how to use your FURIDEN.